
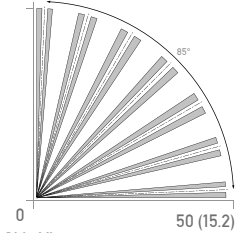

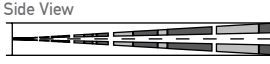
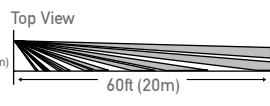

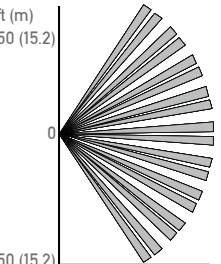
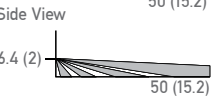

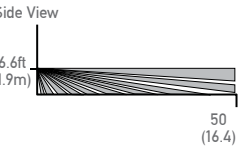
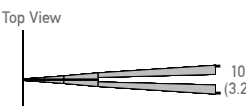
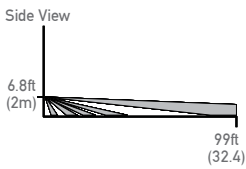
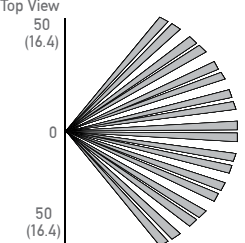
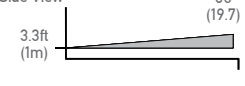

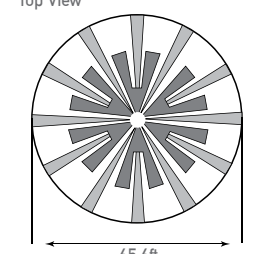
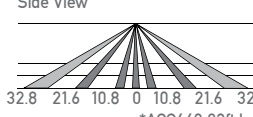

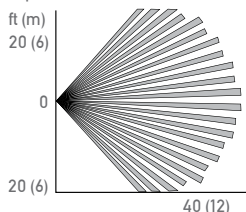


Motion Detectors, Lenses and Coverage Areas

Inovonics offers the flexibility of multiple EchoStream motion detectors, each with an integrated transmitter to meet every indoor installation need. All motion detectors feature digital signal processing to recognize human signature size and movement to reduce false alarms. A 3V lithium battery is shipped with each unit.

EN1261HT - High traffic four element motion detector					
	Standard	Long Range	ACC-668		
	<p>Top View ft (m) 50 (15.2)</p>  <p>Side View 7.9 (2.4)</p> 	<p>Side View 3ft (1m)</p>  <p>Top View 8ft (2.4m)</p> 			
EN1260 - Wall mount motion detector					
	Standard	Curtain	Long Range	Pet Alley	
	<p>Top View ft (m) 50 (15.2)</p>  <p>Side View 6.4 (2)</p> 	<p>Top View</p>  <p>Side View 6.6ft (1.9m)</p> 	<p>Top View</p>  <p>Side View 6.8ft (2m)</p> 	<p>Top View 50 (16.4)</p>  <p>Side View 3.3ft (1m)</p> 	
EN1265 - 360° Ceiling mount motion detector		EN1262 - Motion detector with pet immunity			
	<p>Standard</p> <p>Top View</p>  <p>Side View 65.6ft</p>  <p>*ACC669 23ft long range lens available</p>		<p>Standard</p> <p>Top View ft (m) 20 (6)</p>  <p>Side View 10 (3)</p> 