



FA209

Frequency Agile® 900MHz
BilltrapTransmitter

Installation Instructions 02109C

Important Notes

- ▲ These products are designed to be installed and maintained by professional security technicians.
- ▲ Products, unless specifically noted, are intended for indoor use.
- ▲ Manually test all products regularly.

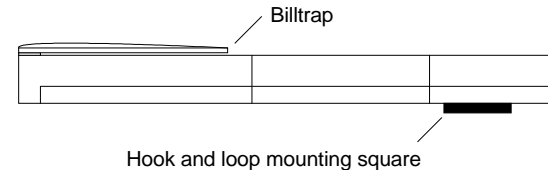
© 1995 Inovonics Wireless Corporation
 315 CTC Blvd, Louisville CO 80027
 (800) 782-2709
 FAX (303)939-8977
 E-mail: support@inovonics.com
 www.inovonics.com

02109C.DOC LIT-FA209-INSTALL

hc:8-Aug-01

FA209 Billtrap Operation

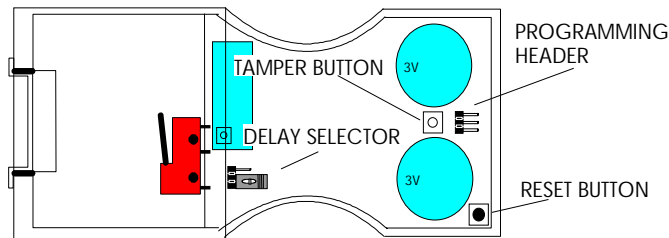
The FA209 billtrap transmitter is designed to be used in retail and banking cash drawers. When the trigger bill is removed, the billtrap will send an alarm transmission. The user can opt for instant or delayed transmission of the alarm.



FA209 Installation


1. Remove bottom plate.
2. Set DELAY SELECTOR jumper.
3. Program transmitter.
4. When programming is complete, disconnect cable and re-attach bottom plate.
5. Mount the billtrap in the cash drawer using hook and loop square provided, or other means.
6. Place trigger bill in the billtrap.

FA209 Billtrap Transmitter



Delay Selector Settings

Placement of the selector jumper determines whether or not the transmitter will delay before sending an alarm. The delay lets users quickly replace the trigger bill if it has inadvertently been removed from the billtrap. With the jumper in the delay position, the alarm will be delayed for 7 to 13 seconds. NOTE: Instant response time will be 0 to 2.4 seconds.



FA209 Specifications

Program contacts:	N/O
EOL:	No
Internal Contacts:	No
Typical battery life:	1-2 yrs @ 60-second* check-in
Battery (BAT609):	3.0V lithium CR2450N, quantity 2 (Batteries always supervised)
Dimensions:	6.188" x 2.625" x .750"

* NOTE: The FA209 doubles the programmed check-in interval, resulting in extended battery life. A unit programmed for 60-second check-in will actually send a check-in round every 120 seconds.

FA209 Programming

1. When prompted to plug in transmitter, connect cable from programming device to programming header on transmitter.
2. Press reset button on transmitter.
3. When programming is complete, disconnect cable.

NOTE: The FA209 retains programming data in non-volatile memory. It does not require re-programming after loss of power. Install new batteries and press reset button to re-initialize the transmitter and restore programming.

ATTENTION: Test the transmitter at least once each week. See warranty.

Warranty & Disclaimer

Inovonics Wireless Corporation ("Inovonics") warrants its products ("Product" or "Products") to conform to its own specifications and to be free of defects in materials and workmanship under normal use for a period of twenty-four (24) months from the date of manufacture. Within the warranty period Inovonics will repair or replace, at its option, all or any part of the warranted product. Inovonics will not be responsible for dismantling and/or reinstallation charges. To exercise the warranty, the User ("User", "Installer" or "Consumer") must be given a Return Material Authorization ("RMA") Number by Inovonics. Details of shipment will be arranged at that time.

This warranty does not apply in cases of improper installation, misuse, failure to follow installation and operating instructions, alteration, abuse, accident or tampering, and repair by anyone other than Inovonics.

This warranty is exclusive and expressly in lieu of all other warranties, obligations or liabilities, whether written, oral, express, or implied, including any warranty of merchantability or fitness for a particular purpose. Inovonics will not be liable to anyone for any consequential or incidental damages for breach of this warranty or any other warranties.

This warranty will not be modified, varied or extended. Inovonics does not authorize any person to act on its behalf to modify, vary or extend this warranty. This warranty will apply to Inovonics Products only. All other products, accessories or attachments used in conjunction with Inovonics equipment, including batteries, will be covered solely by their own warranty, if any. Inovonics will not be liable for any direct, incidental or consequential damage or loss whatsoever, caused by the malfunction of Product due to products, accessories, or attachments of other manufacturers, including batteries, used in conjunction with Inovonics Products.

This warranty does not warrant the replacement of batteries that are used to power Inovonics Products.

The User recognizes that a properly installed and maintained security system may only reduce the risk of events such as burglary, robbery, personal injury and fire. It does not insure or guarantee that there will be no death, personal damage and/or damage to property as a result. **Inovonics does not claim that the Product may not be compromised and/or circumvented, or that the Product will prevent any death, personal and/or bodily injury and/or damage to property resulting from burglary, robbery, fire or otherwise, or that the Product will in all cases provide adequate warning or protection.**

Warranty & Disclaimer (Continued)

Inovonics shall have no liability for any death, injury or damage, however incurred, based on a claim that Inovonics Products failed to function.

However, if Inovonics is held liable, directly or indirectly, for any loss or damage arising under this limited warranty or otherwise, regardless of cause or origin, Inovonics' maximum liability will not in any case exceed the purchase price of the Product, which will be fixed as liquidated damages and not as a penalty, and will be the complete and exclusive remedy against Inovonics.

Warning: The User should follow all installation, operation and maintenance instructions. The User is strongly advised to conduct Product and systems tests at least once each week. Changes in environmental conditions, electric or electronic disruptions and tampering, may cause the Product to not perform as expected.

Warning: Inovonics warrants its Product to the User. The User is responsible for exercising all due prudence and taking necessary precautions for the safety and protection of lives and property wherever Inovonics Products are installed. Inovonics strongly advises the User to program Products to be supervised whenever used in applications affecting life safety. Users are warned that unsupervised devices are subject to undetected failure due to malfunction, battery failure, tampering, or changes in environment.

Additional **Frequency Agile**[®] wireless transmitters from **Inovonics** include:

FA200	universal transmitter
FA200W	universal widegap transmitter
FA202	smoke detector
FA204	pendant transmitter
FA206	PIR motion detector
FA207	glassbreak detector
FA209M	dual billtrap transmitter (master)
FA209S	dual billtrap transmitter (slave)
FA210	(reduced size) universal transmitter
FA210W	(reduced size) universal widegap transmitter

