

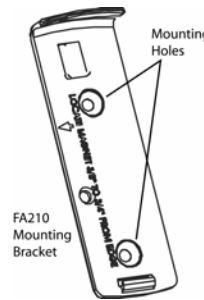
# FA210 / FA210W / FA210M

Frequency Agile® 900MHz  
Reduced-size  
Universal transmitter

## Mounting the FA210 Reduced-size universal transmitter



1. Mount the bracket on the wall with the screws provided. Screw heads must be flush or slightly recessed. (A #8 drywall screw can also be used.)
2. Clip the transmitter onto the bracket. Hook the bottom catch first, then press the top into place.
3. The housing may be secured to the bracket with a third mounting screw, located beneath the battery. Accessing this screw on an active transmitter requires opening the housing and removing the battery, causing a tamper condition (if monitored).
4. To dismount the FA210, pull the transmitter housing carefully out of the mounting bracket from the top.
5. An EOL resistor is shipped with the transmitter for optional tamper resistance. If desired, attach the EOL resistor.

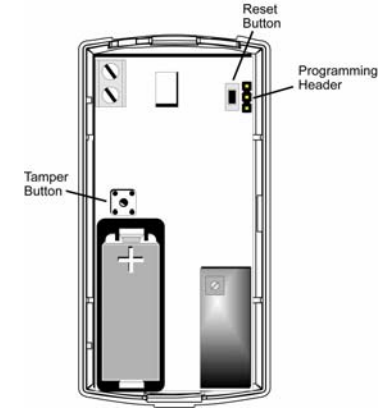


### Specifications

External contacts:	N/O or N/C
Wire gauge:	14-22 AWG
Distance, external switch to FA210(W):	10 feet , maximum
Minimum contact closure duration:	1.5 seconds
Internal contacts (FA210W only):	as needed
EOL(FA210, FA210W only)::	as needed
Typical battery life:	4 years
Battery (BAT604):	3.0V Panasonic CR123A (or approved equivalent)
Battery part #:	BAT604
Operating environment:	32 to 140°F (0 to 60°C)

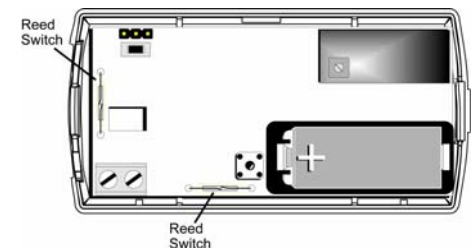
## FA210 Programming

1. Connect cable from programming device to programming header on transmitter.
2. Press Reset button on transmitter.
3. Disconnect cable.



**NOTE: FA210, FA210W and FA210M transmitters do not require reprogramming after loss of power** They retain programming data in non-volatile memory. **Install new battery and press reset button** to re-initialize the transmitter

**Receiver Programming:** The FA116 programmer must be used to enable the internal contact feature when programming the FA210/FA210W to FA464DR or FA416 receivers. The FA210W "widegap" feature cannot be used on FA404 or FA401 receivers.



The FA210W has 2 internal contact magnetic reed switches. The switches are located to permit either horizontal or vertical mounting of the FA210W unit. The FA210W can monitor internal and external contacts at the same time. Maximum operating gap for the FA210W is 5/8".

NOTE: Inovonics products are intended to be installed by professional security technicians.

Technical Support  
Phone 800.782.2709

Inovonics Wireless Corporation  
315 CTC Blvd  
Louisville CO 80027

[www.inovonics.com](http://www.inovonics.com)

LIT-FA210-INSTALL

03396C.DOC

11-Jan-06

## FA210M

### Instant Response Transmitter

The FA210M provides an instant response to a momentary closure on the input terminals. A 1.5 second closure is not required as with the standard FA210.

The transmitter will only operate properly when programmed as a normally open input device. End of Line Resistor and Internal Contacts are not supported.

An alarm transmission is caused by providing a momentary switch closure to the input. Typical required time is 10 milliseconds, but during the battery test (every 18 hours) the required closure time can be as long as 100 ms. In life-safety applications the 100 ms spec should be followed.

To conserve battery life, the momentary closure should not be greater than 4.0 seconds.

## Warranty & Disclaimer

Inovonics Corporation ("Inovonics") warrants its products ("Product" or "Products") to conform to its own specifications and to be free of defects in materials and workmanship under normal use for a period of twenty-four (24) months from the date of manufacture. Within the warranty period Inovonics Corporation will repair or replace, at its option, all or any part of the warranted product. Inovonics will not be responsible for dismantling and/or reinstallation charges. To exercise the warranty, the User ("User", "Installer" or "Consumer") must be given a Return Material Authorization ("RMA") Number by Inovonics. Details of shipment will be arranged at that time.

This warranty does not apply in cases of improper installation, misuse, failure to follow installation and operating instructions, alteration, abuse, accident or tampering, and repair by anyone other than Inovonics.

This warranty is exclusive and expressly in lieu of all other warranties, obligations or liabilities, whether written, oral, express, or implied, including any warranty of merchantability or fitness for a particular purpose. Inovonics will not be liable to anyone for any consequential or incidental damages for breach of this warranty or any other warranties.

This warranty will not be modified, varied or extended. Inovonics does not authorize any person to act on its behalf to modify, vary or extend this warranty. This warranty will apply to Inovonics Products only. All other products, accessories or attachments used in conjunction with Inovonics equipment, including batteries, will be covered solely by their own warranty, if any. Inovonics will not be liable for any direct, incidental or consequential damage or loss whatsoever, caused by the malfunction of Product due to products, accessories, or attachments of other manufacturers, including batteries, used in conjunction with Inovonics Products.

This warranty does not warrant the replacement of batteries that are used to power Inovonics Products.

The User recognizes that a properly installed and maintained security system may only reduce the risk of events such as burglary, robbery, personal injury and fire. It does not insure or guarantee that there will be no death, personal damage and/or damage to property as a result. **Inovonics does not claim that the Product may not be compromised and/or circumvented, or that the Product will prevent any death, personal and/or bodily injury and/or damage to property resulting from burglary, robbery, fire or otherwise, or that the Product will in all cases provide adequate warning or protection.**

**Inovonics Corporation shall have no liability for any death, injury or damage, however incurred, based on a claim that Inovonics Products failed to function.** However, if Inovonics is held liable, directly or indirectly, for any loss or damage arising under this limited warranty or otherwise, regardless of cause or origin, Inovonics' maximum liability will not in any case exceed the purchase price of the Product, which will be fixed as liquidated damages and not as a penalty, and will be the complete and exclusive remedy against Inovonics.



**Warning: The User should follow all installation, operation and maintenance instructions.** The User is strongly advised to conduct Product and systems tests at least once each week. Changes in environmental conditions, electric or electronic disruptions and tampering, may cause the Product to not perform as expected.



**Warning: Inovonics warrants its Product to the User.** The User is responsible for exercising all due prudence and taking necessary precautions for the safety and protection of lives and property wherever Inovonics Products are installed. Inovonics strongly advises the User to program Products to be supervised whenever used in applications affecting life safety. Users are warned that unsupervised devices are subject to undetected failure due to malfunction, battery failure, tampering, or changes in environment.