



FA214

Frequency Agile® 900MHz
4-Button
Keychain Transmitter
Installation Instructions
02187C

Important Notes

- ▲ These products are designed to be installed and maintained by professional security technicians.
- ▲ Products, unless specifically noted, are intended for indoor use.
- ▲ Manually test all products regularly.

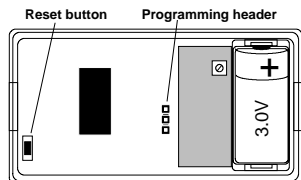
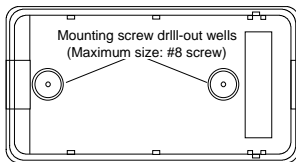
Inovonics Wireless Corporation
315 CTC Blvd, Louisville CO 80027
(800) 782-2709
FAX (303)939-8977
E-mail: support@inovonics.com
www.inovonics.com

02187C.DOC LIT-FA214-INSTALL

hc:8-Aug-01

Optional Mounting

If desired, the FA214 can be screw-mounted to a fixed surface. Drill through-holes (.200" max diameter) in the back housing cover in locations shown below. Wood screws used to mount the transmitter should be size #8 or smaller. Screw head height must be less than .150". Larger screw heads may cause short-circuits on the unit.



Suggested check-in interval: 60 seconds*
Typical battery life: 3 to 5 years
Battery: 3.0V lithium Sanyo CR2
(The battery is always supervised)

* To extend battery life, actual check-in interval is 2 to 3 times the programmed value.

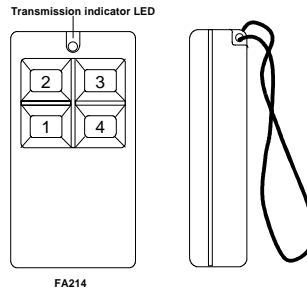
Operation

The receiver will see the FA214 as 4 separate transmitters. Pressing one of the buttons activates the output programmed to that point.

Activation signals are transmitted multiple times, and are indicated by the blinking transmission indicator LED.

Note: The FA214 does not send restoral signals; i.e., it only transmits activations. The receiver should be programmed for momentary outputs.

Attention: Inovonics recommends that the FA214 be programmed as a supervised device if used for life safety applications.



Fold line indicator:

Cut line indicator:

Programming the FA214 to FA416 or FA464 Receivers

1. Using an FA116 or FA104 programmer, program outputs to be Momentary. Set momentary value as needed.
2. Points assigned to the FA214 must be sequential: 1-4, 3-6, etc.
3. Program each point Normally Open, no EOL, no Internal Contact. Note: If supervision is desired, program only the initial point for the desired check-in. Program the other 3 points to be unsupervised. Assign outputs to points as desired.
4. Program the FA214 to the initial point number.
 - a) Press firmly with a small slotted screwdriver in the slot behind the LED to open the pendant case.
 - b) Connect the programming cable from the programming device to the programming header on the transmitter.
 - c) Press the Reset button on the transmitter.
 - d) Disconnect the programming cable.
 - e) Close the pendant case.
5. Program and activate the next three points.
 - a) Press "A". Do not use the programming cable.
6. When successfully programmed, each button will activate the assigned output.

NOTE: FA214 transmitters retain programming data in non-volatile memory. They do not require reprogramming after loss of power. Install new battery and press reset button to re-initialize the transmitter and restore programming.

ATTENTION: Test transmitter weekly.

Warranty & Disclaimer

Inovonics Wireless Corporation ("Inovonics") warrants its products ("Product" or "Products") to conform to its own specifications and to be free of defects in materials and workmanship under normal use for a period of twenty-four (24) months from the date of manufacture. Within the warranty period Inovonics will repair or replace, at its option, all or any part of the warranted product. Inovonics will not be responsible for dismantling and/or reinstallation charges. To exercise the warranty, the User ("User", "Installer" or "Consumer") must be given a Return Material Authorization ("RMA") Number by ti Inovonics. Details of shipment will be arranged at that time.

This warranty does not apply in cases of improper installation, misuse, failure to follow installation and operating instructions, alteration, abuse, accident or tampering, and repair by anyone other than Inovonics.

This warranty is exclusive and expressly in lieu of all other warranties, obligations or liabilities, whether written, oral, express, or implied, including any warranty of merchantability or fitness for a particular purpose. Inovonics will not be liable to anyone for any consequential or incidental damages for breach of this warranty or any other warranties.

This warranty will not be modified, varied or extended. Inovonics does not authorize any person to act on its behalf to modify, vary or extend this warranty. This warranty will apply to Inovonics Products only. All other products, accessories or attachments used in conjunction with Inovonics equipment, including batteries, will be covered solely by their own warranty, if any. Inovonics will not be liable for any direct, incidental or consequential damage or loss whatsoever, caused by the malfunction of Product due to products, accessories, or attachments of other manufacturers, including batteries, used in conjunction with Inovonics Products.

This warranty does not warrant the replacement of batteries that are used to power Inovonics Products.

The User recognizes that a properly installed and maintained security system may only reduce the risk of events such as burglary, robbery, personal injury and fire. It does not insure or guarantee that there will be no death, personal damage and/or damage to property as a result. **Inovonics does not claim that the Product may not be compromised and/or circumvented, or that the Product will prevent any death, personal and/or bodily injury and/or damage to property resulting from burglary, robbery, fire or otherwise, or that the Product will in all cases provide adequate warning or protection.**

Inovonics shall have no liability for any death, injury or damage, however incurred, based on a claim that Inovonics Products failed to function. However, if Inovonics is held liable, directly or indirectly, for any loss or damage arising under this limited warranty or otherwise, regardless of cause or origin, Inovonics' maximum liability will not in any case exceed the purchase price of the Product, which will be fixed as liquidated damages and not as a penalty, and will be the complete and exclusive remedy against Inovonics.



Warning: The User should follow all installation, operation and maintenance instructions. The User is strongly advised to conduct Product and systems tests at least once each week. Changes in environmental conditions, electric or electronic disruptions and tampering, may cause the Product to not perform as expected.



Warning: Inovonics warrants its Product to the User. The User is responsible for exercising all due prudence and taking necessary precautions for the safety and protection of lives and property wherever Inovonics Products are installed. Inovonics strongly advises the User to program Products to be supervised whenever used in applications affecting life safety. Users are warned that unsupervised devices are subject to undetected failure due to malfunction, battery failure, tampering, or changes in environment.