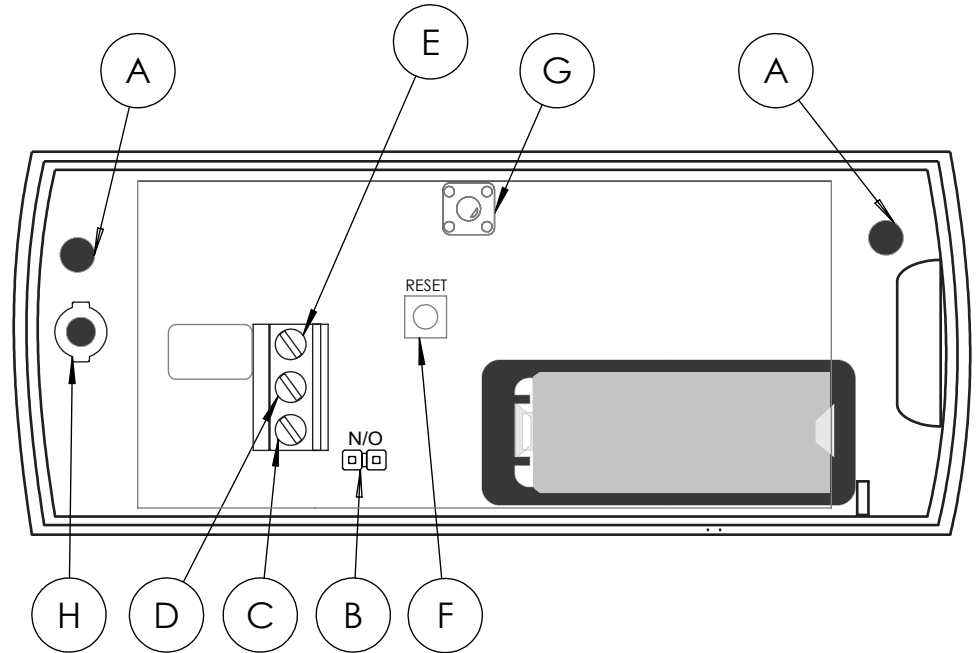
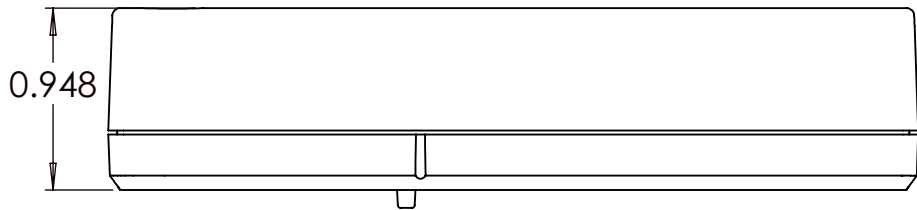



REVISIONS				
PART NO	REV	DESCRIPTION	DATE	ECO
354-06923-01	A	RELEASE FOR PRODUCTION	12/18/2019	OMNIFY



- A** Wall-mount screw holes
- B** N/O -N/C selection pins
- C** Input one terminal
- D** Ground terminal
- E** Input two terminal
- F** Reset button
- G** Combined housing/wall tamper switch
- H** Housing closure screw hole

Copyright 2019 Inovonics Corp.
All rights reserved. Drawings are the property of Inovonics Corp.



CAD GENERATED DRAWING,
DO NOT MANUALLY UPDATE
OR SCALE DRAWING.
UNLESS OTHERWISE SPECIFIED

DESCRIPTION:
DEALER DRAWING, EN1216

TOLERANCE: XXX=+/- .005
XX=+/- .010

PART NO: **354-06923-01**

REV.
A

AUTHOR: SL

DRAWN DATE: 12/19/19

SCALE: N/A

SIZE: **A**

SHEET 1 OF 1