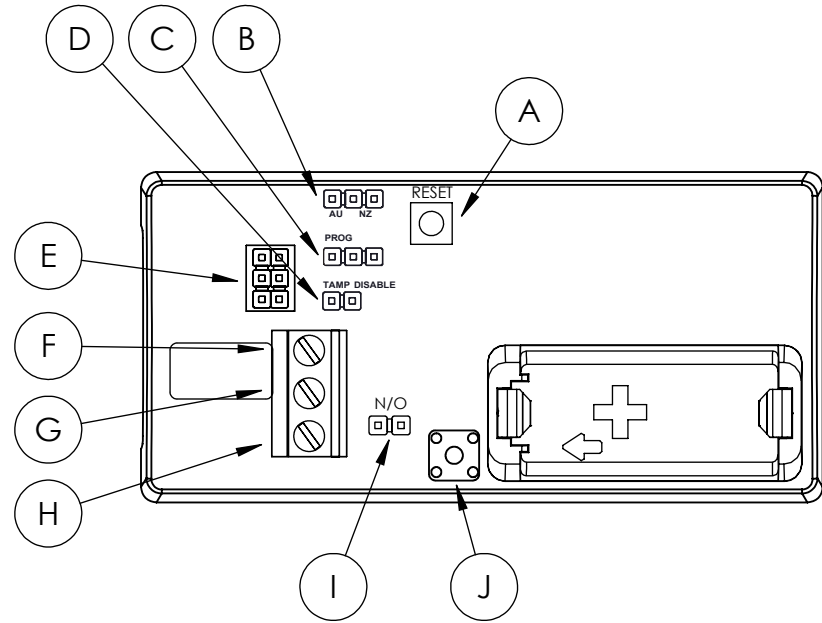




REVISIONS				
PART NO	REV	DESCRIPTION	DATE	ECO
354-06928-01	A	RELEASE FOR PRODUCTION	12/18/19	OMNIFY



- A** Reset Button
- B** Frequency Band Selection Pins
- C** Programming Header Pins
- D** Tamper Disable Selection Pins
- E** External Connector
- F** Input One Terminal
- G** Ground Terminal
- H** Input Two Terminal
- I** N/O - N/C Selection Pins
- J** Housing Tamper Button

Copyright 2017 Inovonics Corp.
All rights reserved. Drawings are the property of Inovonics Corp.



WWW.INOVONICS.COM

CAD GENERATED DRAWING,
DO NOT MANUALLY UPDATE
OR SCALE DRAWING.
UNLESS OTHERWISE SPECIFIED

DESCRIPTION:

DEALER DRAWING-EN1252

TOLERANCE: XXX=+/- .005
XX=+/- .010

PART NO: **354-06924-01**

REV.
A

AUTHOR: GH

DRAWN DATE: 12/18/2019

SCALE: N/A

SIZE: **A**

SHEET 1 OF 1