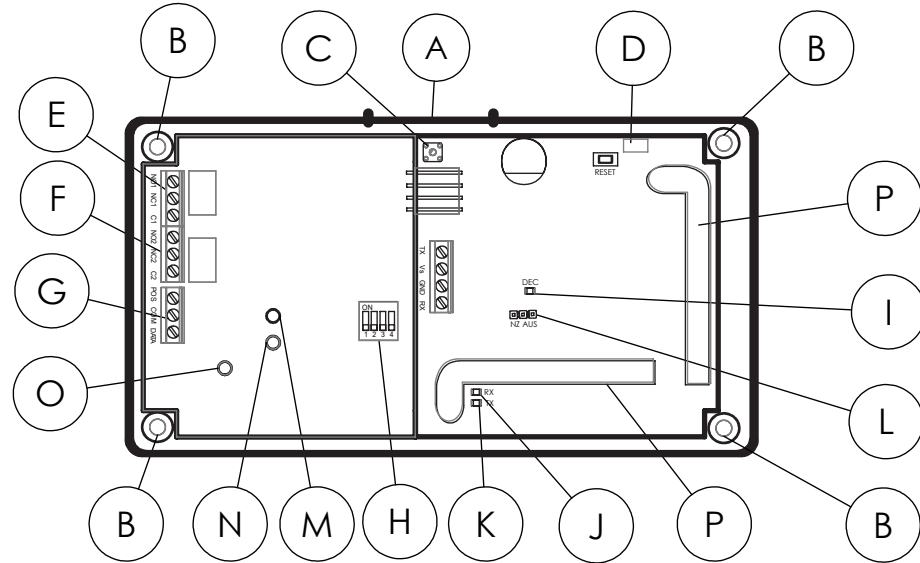
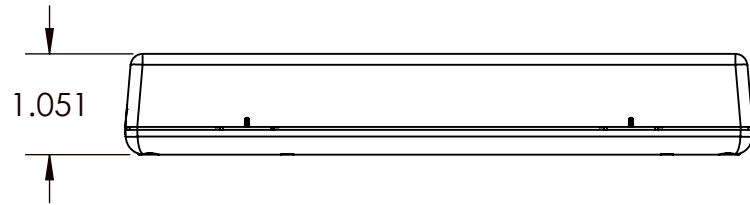
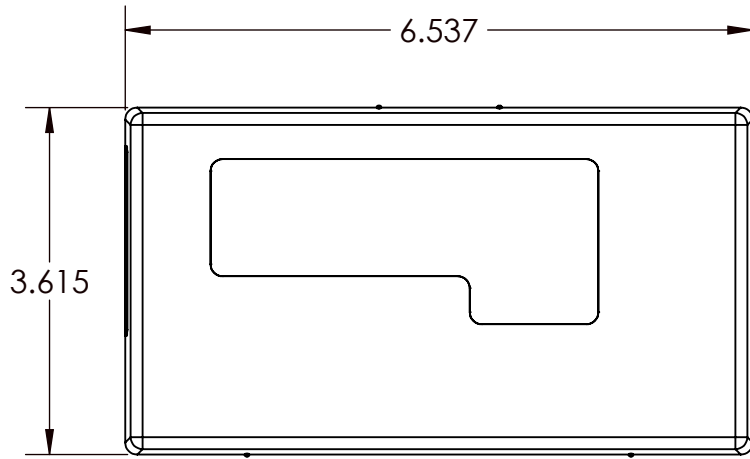



REVISIONS				
PART NO	REV	DESCRIPTION	DATE	ECO
354-06878-01	A	RELEASE FOR PRODUCTION	1/15/20	OMNIFY



- |                                 |                                        |                                       |
|---------------------------------|----------------------------------------|---------------------------------------|
| <b>A</b> Housing release tab    | <b>G</b> Power/data terminal block     | <b>M</b> Interface Receive LED        |
| <b>B</b> Mounting holes         | <b>H</b> EN7286NX dipswitches          | <b>N</b> Interface Decode LED         |
| <b>C</b> Housing tamper switch  | <b>I</b> Receiver Decode LED           | <b>O</b> Interface Serial Receive LED |
| <b>D</b> Reset button           | <b>J</b> Receiver Receive LED          | <b>P</b> Antennas                     |
| <b>E</b> Relay 1 terminal block | <b>K</b> Receiver Transmit LED         |                                       |
| <b>F</b> Relay 2 terminal block | <b>L</b> Frequency band selection pins |                                       |

Copyright 2020 Inovonics Corp. All rights reserved. Drawings are the property of Inovonics Corp.		 WWW.INOVONICS.COM	
CAD GENERATED DRAWING, DO NOT MANUALLY UPDATE OR SCALE DRAWING. UNLESS OTHERWISE SPECIFIED			
TOLERANCE:	XXX=+/- .005 XX=+/- .010	DESCRIPTION: <b>Dealer Drawing, EN7286NX</b>	
AUTHOR:	GH	PART NO: <b>354-06878-01</b>	REV. <b>A</b>
DRAWN DATE:	12/27/2019	SCALE: N/A	SIZE: <b>A</b> SHEET 1 OF 1