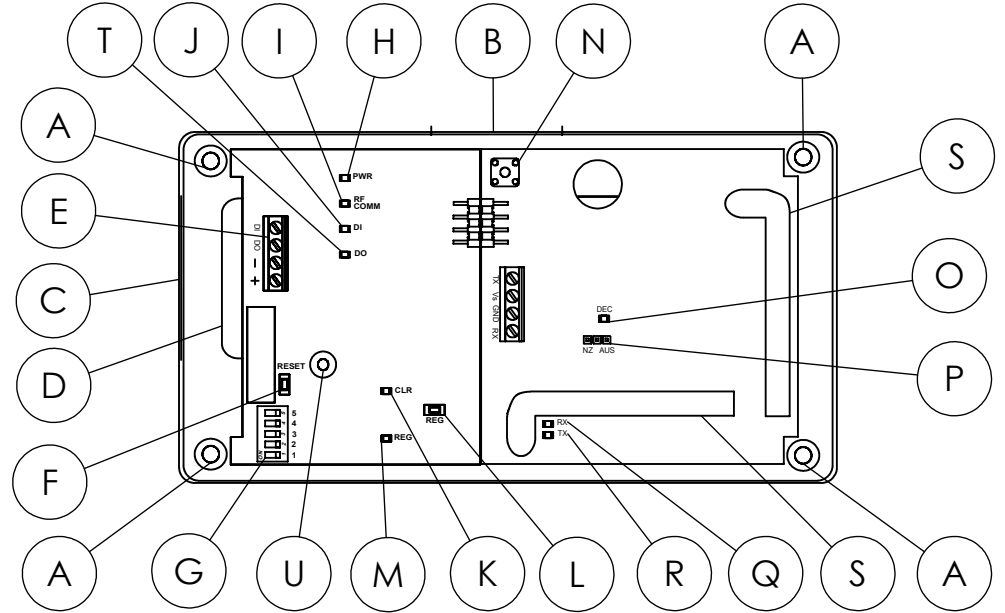
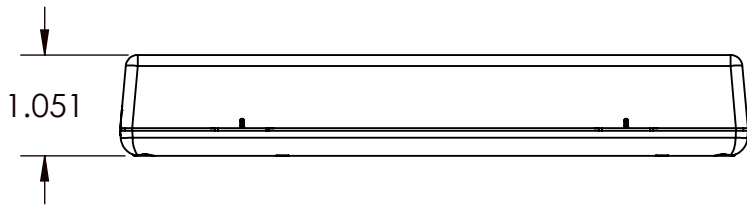
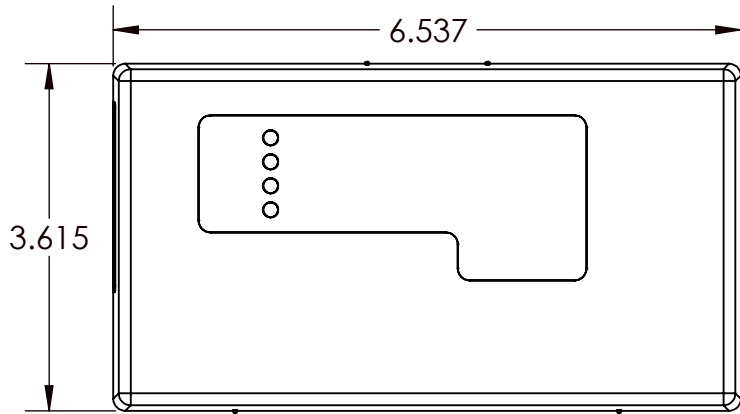


REVISIONS				
PART NO	REV	DESCRIPTION	DATE	ECO
354-06877-01	A	RELEASE FOR PRODUCTION	1/15/20	OMNIFY



- | | | |
|---|---|--|
| A Mounting holes | H Power LED | P Frequency band selection pins |
| B Housing release tab | I RF comms LED | Q Serial receive LED |
| C Side cabling knockout | J Data in LED | R Serial transmit LED |
| D Bottom cabling knockout | K Clear LED | S Antennas |
| E EN7290 power/data terminal block | L Registration button | T Data out LED |
| F Reset button | M Registration LED | U Wall tamper mounting hole |
| G Device address DIP switches | N Housing tamper spring and switch | |
| | O Decode LED | |

Copyright 2020 Inovonics Corp.
All rights reserved. Drawings are the property of Inovonics Corp.



CAD GENERATED DRAWING,
DO NOT MANUALLY UPDATE
OR SCALE DRAWING.
UNLESS OTHERWISE SPECIFIED

DESCRIPTION:

Dealer Drawing, EN7290

TOLERANCE: XXX=+/- .005
XX=+/- .010

PART NO: **354-06877-01**

REV.
A

AUTHOR: GH

DRAWN DATE: 12/27/2019

SCALE: N/A

SIZE: **A**

SHEET 1 OF 1